

# Foundation February

## Spirit Days!



Fandom Friday

Fandom Friday  
Friday, February 10<sup>th</sup>  
What are you a FAN of?

T-Shirt Tuesday  
Tuesday, February 14<sup>th</sup>  
Rock your favorite Tee today!



What Not To Wear Wednesday!  
Wednesday, February 15<sup>th</sup>  
Mix it - don't match it!

Wacky Hair Wednesday!  
Wednesday, February 22<sup>nd</sup>  
Have some fun with your hairdo!



# Foundation February Spirit Days!



Nash School Spirit Day!  
Friday, February 24<sup>th</sup>  
Be proud to show your spirit  
with your Nash-wear or  
red, white or blue!

Just in time for the Basketball Blast

Millionaire Monday!  
Monday, February 27<sup>th</sup>  
Dress to Impress with your  
bling and fancy outfits



Tropical Tourist Tuesday!  
Tuesday, February 28<sup>th</sup>  
Don't forget your sunscreen as  
you dress for some fun in the sun.  
No bathing suits please.

# Foundation February 2017

	SUNDAY	MONDAY	TUESDAY	WEDNESDAY	THURSDAY	FRIDAY	SATURDAY
				1	2	3	4
5	6	7	8	9	10	11	
12	13	14	15	16	17	18	
19	20	21	22	23	24	25	
26	27	28					

**7 Top It Tuesday!**  
Wear your favorite Hat!

**14 T-Shirt Tuesday!**  
Rock your favorite Tee today

**15 What Not to Wear Wednesday!**  
Mix it – Don't match it!

**22 Wacky Hair Wednesday!**

**10 FANDOM FRIDAY!!**  
Show what you are a fan of!

**24 Basketball Blast! Nash School Spirit Day – Red/White/Blue**

**27 Millionaire Monday!**  
Bling and things-Dress to Impress

**28 Foundation February Finale Assembly – Tropical Tourist Tuesday!**

# Foundation February - 3 ways for February Fun

---

## It makes "Cents" to show your school spirit!

We will be collecting change to donate to the North Penn Educational Foundation. To make this fun for everyone, six Nash teachers have volunteered to compete against one another to collect the most money in their name. All six teachers will get to take part in some friendly competition at the assembly on February 28. **The three teachers with the highest donations will earn the opportunity for some extra silly fun!**

## The candidates are:

**Mr. Melchior, Mr. Calhoun, Mr. Yuem,  
Mr. Moore, Mr. Kuiken and Mr. Coulter**

To "vote" for your favorite staff member, place the name of the staff member on an envelope with the donation. Any amount will do! "Vote" as often as you wish! The highest donation totals on Monday, February 27<sup>th</sup> will determine our winners!! Every donation earns you a ticket for a chance at a role in the assembly.

---

## Do you want to be part of the assembly?

Every time a student participates in an upcoming February Spirit Day, they will earn a ticket for **a chance** to play a part in the assembly!!

---

## Would you like chance at an exciting prize from Mr. Winkle?

This year Mr. Winkle is joining in the fun by offering 4 awesome opportunities!

Do you want to ride to school in a POLICE CAR?

How about being driven to Nash on a FIRE TRUCK?

Would you like to do a week's worth of the morning announcements?

Or enjoy lunch with Mr. Winkle and a friend?

For your chance to enter the drawing, send in \$1 and complete the attached square. For every square received, a balloon with your name will be added to the board. Watch the board of balloons take flight as names are added with each dollar donated. You may enter as many times as you would like. Each dollar earns one square.



The mission of the **North Penn Educational Foundation** is to motivate and inspire students in the North Penn School District through innovative projects and learning experiences.

The third annual Foundation February has begun! Last year, Nash was the second highest contributing school. General Nash will again be joining the fun.

Not only does Foundation February help raise funds for innovative programs in our schools, but it raises awareness of this wonderful organization. Since 1988, the NPSD Educational Foundation has funded more than \$1 million of programs in our schools. This year alone the foundation is distributing nearly \$50,000 throughout the school district at every level.



\$1 each entry

Name \_\_\_\_\_  
\_\_\_\_\_

Teacher \_\_\_\_\_


Pick one:

\_\_\_ Fire Truck Ride

\_\_\_ Lunch with Mr. Winkle

\_\_\_ Police Car Ride

\_\_\_ Morning Announcements



\$1 each entry

Name \_\_\_\_\_  
\_\_\_\_\_

Teacher \_\_\_\_\_


Pick one:

\_\_\_ Fire Truck Ride

\_\_\_ Lunch with Mr. Winkle

\_\_\_ Police Car Ride

\_\_\_ Morning Announcements



\$1 each entry

Name \_\_\_\_\_  
\_\_\_\_\_

Teacher \_\_\_\_\_


Pick one:

\_\_\_ Fire Truck Ride

\_\_\_ Lunch with Mr. Winkle

\_\_\_ Police Car Ride

\_\_\_ Morning Announcements



\$1 each entry

Name \_\_\_\_\_  
\_\_\_\_\_

Teacher \_\_\_\_\_


Pick one:

\_\_\_ Fire Truck Ride

\_\_\_ Lunch with Mr. Winkle

\_\_\_ Police Car Ride

\_\_\_ Morning Announcements



\$1 each entry

Name \_\_\_\_\_  
\_\_\_\_\_

Teacher \_\_\_\_\_


Pick one:

\_\_\_ Fire Truck Ride

\_\_\_ Lunch with Mr. Winkle

\_\_\_ Police Car Ride

\_\_\_ Morning Announcements



\$1 each entry

Name \_\_\_\_\_  
\_\_\_\_\_

Teacher \_\_\_\_\_


Pick one:

\_\_\_ Fire Truck Ride

\_\_\_ Lunch with Mr. Winkle

\_\_\_ Police Car Ride

\_\_\_ Morning Announcements




# **GO MATH!! Math Night 2017**

When: Thursday, February 16  
7:00—8:00 p.m.

Where: General Nash Gym

Who: students with their parents

*Math night is exuberant for everyone!  
Challenge yourself while having fun with your family!  
Be a participant in Math Night 2017!*



# Reading Connection

Tips for Reading Success

Beginning Edition

February 2017

General Nash Elementary School

## Book Picks

Read-aloud favorites

### ■ *Kitten's First Full Moon*

(Kevin Henkes)

Is that a bowl of milk in the sky? An adorable kitten sees the full moon for the first time and tries her hardest to drink from the “bowl.” But no matter what, it never seems to get closer. After a night of mishaps, she returns home to a surprise on her porch. (Also available in Spanish.)



### ■ *Mama Panya's Pancakes: A Village Tale from Kenya*

(Mary and Rich Chamberlin)

In this story about sharing, Adika and his mother go to the market where Mama Panya makes pancakes. Even though she doesn't have much money, she cooks enough to feed everyone in the village. Includes facts about Kenya, greetings in Kiswahili, and, of course, a pancake recipe!



### ■ *Her Idea* (Rilla Alexander)

A little girl named Sozi has a big imagination and is always dreaming up ideas. Like many kids, she figures she'll do something with them later. Then an unlikely helper gives Sozi the perfect place to save her ideas—and the motivation to follow through.

### ■ *I See a Pattern Here*

(Bruce Goldstone)

Patterns are everywhere—in nature, on buildings, and on your youngster's clothing. This nonfiction book will encourage your child to look for patterns, figure out what comes next in the patterns pictured, and even create his own.



## Build empathy with stories

Some of the same strategies that boost your child's reading comprehension can also help her develop empathy. These activities let her practice recognizing and thinking about feelings as she explores books.

### “I know how she feels...”

When you read to your youngster, have her look for clues that hint at emotions. If a story says, “A tear rolled down her cheek,” your child might say that the character is sad. Identifying characters' feelings will help her understand people's emotions in real life, too.

### “If I were that character...”

Encourage your youngster to put herself in a character's shoes. What would she do differently, and how would that change her feelings—and the story? For example, in *Harold and the Purple Crayon* (Crockett Johnson), the little boy felt scared after he drew a dragon to guard his apple tree. Your child may say she'd draw a friendly dragon and feel



happy—but her dragon wouldn't make a very good guard!

### “This reminds me of...”

Help your youngster make connections between storybook characters and real people. This can deepen her understanding of the story and build empathy. Perhaps a character who moved to a different town makes her think of the new kid in her class. How did the character feel, and how does she think her classmate feels? (She might answer, “Scared,” “Nervous,” or “Excited.”)♥

## Make your own books

Your youngster will feel like a real writer when he creates a homemade book. Try this plan.

**Draft.** Help your child write a rough draft. A fun title for a little author is “All About Me.” He could write about his family, friends, school, and favorite things.

**Publish.** Cut sheets of white construction paper in half. On each page, your youngster can copy one sentence from his draft and illustrate it. When he's finished, staple the pages together.

**Share.** Hold a “Meet the Author” night. Your child gets to read his book aloud to your family and answer questions about it.♥





# Great reasons to visit the library

Making the public library a regular family hangout spot has a lot of benefits. Consider these points.

**It's a nice place to read.** Your child will never run out of books. Plus, there may be plenty of cozy reading spots like beanbag chairs and quiet corners. Let him pick a few stories, and choose a place where you can read—and enjoy time together.



**There are fun activities.** Ask about special reading-related events, and plan to attend some as a family. You might make a craft after listening to a story, watch a puppet show based on a favorite book, explore ABC books and do alphabet activities, or even read with dogs.

**Reading opportunities are endless.** Your youngster may decide to read every book by a particular author or all the books in a series. He could check one out each time you visit the library. Or perhaps he'll pick a topic he'd like to learn about. Let him check out nonfiction books to become an "expert" on his choice, whether it's polar animals or hockey.♥

## Fun with Words




### Odd word out

Build your child's vocabulary and thinking skills with this simple game that you can play at home or on the go.

1. Ask your youngster to listen carefully while you say three words—two that go together and one that doesn't "belong."

2. Have her tell you which is the odd word out. For instance, if you chose



*banana, plum, and duckling*, she would probably say *duckling*, because the other two are fruits.

3. If she picks a word you didn't expect, that's okay! Let her make a case for it, and she'll stretch her thinking. Maybe she'll say *plum*, because bananas and ducklings are both yellow.

4. Now it's her turn to say three words, and you decide which doesn't belong.♥

### Parent to Parent

### A household joke station

My son Leo has been on a joke kick lately. It seems like every day he tells us a new joke he heard or made up. Because he's learning to read, we decided to create a household "joke station" where he could read jokes whenever he wants.

We got a few joke books and put them in a basket in the family room. Soon afterward, when I read Leo a funny joke I found online, he asked if I would print it out and put it in the basket. And now when he tells me a joke, I help him write it down, and he adds it to the station.

Our family joke station has become a favorite household spot. If we're feeling silly or someone needs to be cheered up, we visit the station and take turns reading jokes aloud. Leo's reading skills are improving—and there's more laughter in our home!♥



### Q&A Writing backward?

**Q** My first-grader sometimes writes letters or words backward. They look just like mirror images! Could she have a learning disability?

**A** When children are first learning to write, they occasionally write backward. Most kids outgrow this. But if you notice your daughter doing it more often, talk to her teacher.

Find out whether the teacher has any concerns. Is your child performing below grade level? Does she have a hard time spelling new words? Are her skills uneven (she reads well but struggles with

writing, for instance)? If you suspect a problem, or the teacher does, ask about the possibility of testing your daughter to see if she needs extra help.

In the meantime, you could work with her on writing correctly at home. Remind her that we write the way we read—from left to right. Whenever you see her writing backward, ask, "Do you notice anything unusual about those letters?" Then, help her correct them.♥



**OUR PURPOSE**

To provide busy parents with practical ways to promote their children's reading, writing, and language skills.

Resources for Educators, a division of CCH Incorporated  
 128 N. Royal Avenue • Front Royal, VA 22630  
 540-636-4280 • rfeustomer@wolterskluwer.com  
 www.rfeonline.com  
 ISSN 1540-5648



# Valentine


## Candy Gram Sale

**Sponsored by the Nash Student Council**

The student council is selling Valentine Candy Grams this year. The cost is \$.50 each or 3 for \$1. These make great gifts for classmates and friends in the school. If you are interested in purchasing Candy Grams just fill out the form on the back of this sheet. There are 3 to each sheet; **additional sheets will be located in the lobby.** The student council will then attach a heart lollipop and deliver it to the student's homeroom on February 14th. As a gift from the student council, every student in the school will receive one Gram in addition to others purchased. Please send your Candy Grams and money in an envelope to school by **February 10th.**

Thank you!  
Mrs. Schwartz & Mr. Calhoun  
Student Council Advisors

# Valentine's Day 2017



**To:**


---

**From:**

*The General Nash Student Council*

**Deliver to Mr. /Mrs.**

\_\_\_\_\_ **Class**



**To:**


---

**From:**

*The General Nash Student Council*

**Deliver to Mr. /Mrs.**

\_\_\_\_\_ **Class**



**To:**


---

**From:**

*The General Nash Student Council*

**Deliver to Mr. /Mrs.**

\_\_\_\_\_ **Class**



# Super Saturday

A fun KID SIZED SEMINAR open to all elementary aged kids in the community

Saturday, March 18, 2017 9am-noon  
Penndale Middle School

**It's Super Saturday time!** Super Saturday, presented by NPAGE in conjunction with the North Penn School District, is an easy way to introduce and excite children's interests in learning about something new. Children from all over the community sign up for up to three, 45-minute classes that are taught on a Saturday morning. Class topics are diverse, so there is something for everyone. All of the individuals and organizations who present donate all their time and resources for the benefit of education. The money raised goes to help fund NPAGE activities including school trips and scholarships.

## See student classes on the back!

- Held at Penndale Middle School
- Saturday, March 18, 2017 9 am-noon (Sign in: 8:30-8:50 am)
- Children grades K-6 welcome
- Volunteers escort ALL children to classes
- **Class sizes are limited** so register today!

**We need  
assistants, escorts  
and registrars.  
Check to volunteer  
when you register.**

## Register by March 9th

Go to [www.npenn.org/npage](http://www.npenn.org/npage) Click on **Super Saturday!**

**ATTEND 3 WORKSHOPS FOR JUST \$18.00!**

NPAGE MEMBERS PAY ONLY \$12.00

### Free PARENTS ONLY Workshops!

**Introduction to Taiji** This is an introductory class to the gentle Chinese exercise which incorporates flowing movements to align the mind, the body and one's internal energy. It's for anyone who is looking for enhancing their flexibility, muscular strength, balance and mental calmness. 9:30-10:30  
*Sponsor: Chinese Martial Arts and Wellness Center, Darrel Bryant*

**Cardio/Strengthening** Fitness professionals will conduct a 55 minute Bootcamp style class with various aerobic stations around the gym. 10:30-11:25 *Sponsor: LA Fitness, Kristin Thomson*

**Parent Lounge** A "hangout" area will also be provided for parents who wish to stay at the school on Super Saturday. Bring your favorite games or adult coloring books/pencils to have some fun with other parents, or catch up on your favorite books and magazines. 9:00-12:00

**Have any questions? Contact Anli Wu at [AnliWuNash@gmail.com](mailto:AnliWuNash@gmail.com) or (267) 642-1366  
Registrations will NOT be accepted by email or phone**

<p><b>1. Seeing Eye Puppies</b> K-6</p> <p><i>Sponsor: NPSEP, Sandy Marshall and Marilyn Boone</i></p> <p>Volunteer puppy caretakers will bring their Seeing Eye Puppies, give an overview of the program, and demonstrate some basic training. If time allows, students may try some basic obedience with the pups.</p>	<p><b>11. Intro to Odyssey of the Mind (OM)!</b> K-6</p> <p><i>Sponsor: Joanne Wiernusz and the NPHS OM team.</i></p> <p>Looking for something fun, different and creative? Then try Odyssey of the Mind! This session will provide multiple opportunities to try different kinds of hands-on and verbal creative problem solving with small groups and as individuals.</p>
<p><b>2. Scratch</b> 5-6</p> <p><i>Sponsor: NPHS Student, Jonathan Okasinski</i></p> <p>Are you interested in creating and programming your very own interactive stories, games and animations to share with your peers? Learn to program in Scratch, a free online tool. This course is designed for people who are new to Scratch. May combine with session 3.</p>	<p><b>12. Hip Hop</b> K-6</p> <p><i>Sponsor: Marlyn Abramson Dance, Kelly Peterson</i></p> <p>If you have attitude and a love of upbeat music, hip hop is the class for you! You'll have a blast learning the technique and the moves that you see all the time in modern day music videos. Make sure to come prepared wearing sneakers, jazz shoes, ballet slippers or jazz</p>
<p><b>3. Scratch continued</b> 5-6</p> <p><i>Sponsor: NPHS Student, Jonathan Okasinski</i></p> <p>If you are interested in learning more functions and spending more time programming, sign up for this session in addition to session 2.</p>	<p><b>13. Karate</b> K-6</p> <p><i>Sponsor: Amerikick Lansdale, Mike Sautner</i></p> <p>Learn simple, effective ways to protect yourself. Balances learning and fun in a high energy class that combines self-discipline, respect and self-control.</p>
<p><b>4. Forensic Chromotography</b> 3-6</p> <p><i>Sponsor: Merck, Wayne Wylie</i></p> <p>Analyze multiple inks to identify a dog napper!</p>	<p><b>14. Minecraft Crafts</b> K-4</p> <p><i>Sponsor: Philadelphia Code Works, Lauren Shive</i></p> <p>Construct some Minecraft-themed crafts in this fun, hands-on class.</p>
<p><b>5. Paracord Fusion Knots: Dragonflies and Bracelets</b> 3-6</p> <p><i>Sponsor: Girl Scout Troup 71139</i></p> <p>Students will use Chinese knot techniques to make dragonflies (3rd-4th grade) and adjustable bracelets (5th-6th grade).</p>	<p><b>15. Flight</b> K-6</p> <p><i>Sponsor: Boeing, Chris Hsu</i></p> <p>Explore a little bit of everything about flying from its history, principles, and application, to maybe even your own future in flight.</p>
<p><b>6. Liquid Nitrogen Demonstration</b> K-6</p> <p><i>Sponsor: Air Products, Ernest Dixon &amp; Cathy Pearson</i></p> <p>See what happens when objects are exposed to very cold temperatures. A little bit of science and a little bit of magic make for a great time!</p>	<p><b>16. Bienvenue à France!</b> 3-6</p> <p><i>Sponsor: NPHS Student, Eva Steele</i></p> <p>Who ever thought you could travel through a country in less than an hour? Through taste-testing, learning of a few basic language skills, and exploration of the rich and wondrous culture of France, you can use all the senses to go on a road trip overseas!</p>
<p><b>7. Irish Step Dancing</b> K-6</p> <p><i>Sponsor: O'Grady Quinlan Academy of Irish Dance</i></p> <p>Let's get Jiggy with it! Get ready to dance away the morning as you learn the basics of Irish dancing. It's loads of fun and great exercise! You need to wear sneakers for this session.</p>	<p><b>17. Math 24® Game</b> 2-6</p> <p><i>Sponsor: Helen Jiang and NPHS Student, Connie Jiang</i></p> <p>The 24® Game is an innovative tool that reinforces mental mathematics, problem solving, pattern sensing, concentration and critical thinking - but you'll love it because it's so much fun to play!</p>
<p><b>8. Hair Braiding</b> 4-6</p> <p><i>Sponsor: Upper Bucks Cnty Tech School, Kimberly Kucas</i></p> <p>Learn the art of invisible and visible French braiding on mannequins.</p>	<p><b>18. Chem-Mystery Fun!</b> 2-6</p> <p><i>Sponsor: NPHS Student, Raina Kikani</i></p> <p>Help us solve a mystery while learning chemistry concepts through exciting, interactive demos!</p>
<p><b>9. Nail Art</b> 4-6</p> <p><i>Sponsor: Upper Bucks Cnty Tech School, Kimberly Kucas</i></p> <p>Learn how to dress up your nails with a creative nail design.</p>	<p><b>19. Rubik's Cube, Solved</b> 4-6</p> <p><i>Sponsor: PwC, Anli Wu</i></p> <p>Have you ever wondered how to solve a Rubik's Cube? Come and learn to solve it in 6 steps! We will lend you a Cube or you can purchase it from the instructor (\$5).</p>
<p><b>10. Checkmate!</b> 2-6</p> <p><i>Sponsor: NPHS Student, Allison Yang</i></p> <p>Learn how to play the ancient game of chess and practice your skills against your peers. All levels are welcome!</p>	<p><b>20. Introduction to German</b> 1-3</p> <p><i>Sponsor: NPHS Student, Scott Gardner</i></p> <p>Students will learn basic German words, German songs, and participate in fun German themed activities</p>